

Template periodic disclosure for the financial products referred to in Article 8, paragraphs 1, 2 and 2a, of Regulation (EU) 2019/2088 and Article 6, first paragraph, of Regulation (EU) 2020/852

Product name: **JPMorgan Funds - Europe Dynamic Technologies Fund**

Legal entity identifier: **549300GE40GSOXZN2G20**

Environmental and/or social characteristics

Did this financial product have a sustainable investment objective?

Yes

It made **sustainable investments with an environmental objective:** %

in economic activities that qualify as environmentally sustainable under the EU Taxonomy

in economic activities that do not qualify as environmentally sustainable under the EU Taxonomy

It made **sustainable investments with a social objective:** %

No

It promoted **Environmental/Social (E/S) characteristics** and while it did not have as its objective a sustainable investment, it had a proportion of 68.03% of sustainable investments

with an environmental objective in economic activities that qualify as environmentally sustainable under the EU Taxonomy

with an environmental objective in economic activities that do not qualify as environmentally sustainable under the EU Taxonomy

with a social objective

It promoted E/S characteristics, but **did not make any sustainable investments**

Sustainable investment means an investment in an economic activity that contributes to an environmental or social objective, provided that the investment does not significantly harm any environmental or social objective and that the investee companies follow good governance practices.

The **EU Taxonomy** is a classification system laid down in Regulation (EU) 2020/852 establishing a list of **environmentally sustainable economic activities**. That Regulation does not lay down a list of socially sustainable economic activities. Sustainable investments with an environmental objective might be aligned with the Taxonomy or not.



To what extent were the environmental and/or social characteristics promoted by this financial product met?

The Sub-Fund set out to promote a broad range of environmental, social and governance characteristics through its investment inclusion criteria, specifically with a minimum asset allocation of 51% of investments having positive environmental and/or social characteristics and a minimum of 10% of investments being sustainable investments. This commitment was met throughout the reference period (1 July 2023 - 30 June 2024). At the end of the reference period, the Sub-Fund held 86.19% of investments with positive environmental and/or social characteristics and 68.03% of sustainable investments.

These investments were determined by the application of an inclusion and exclusion criteria which applied at both an asset and product level. The inclusion criteria is underpinned by an ESG score assigned to all investments within the strategy to identify those that may be considered to have environmental and/or social characteristics and those that meet the thresholds for being considered as sustainable investments.

The ESG score takes into account the following indicators: effective management of toxic emissions, waste, good environmental record and social characteristics such as effective sustainability disclosures, positive scores on labour

relations and management of safety issues.

Through its exclusion criteria (which applied both full and partial exclusions); the Sub-Fund promoted certain norms and values including supporting the protection of internationally proclaimed human rights. The Sub-Fund fully excluded companies that are involved in the manufacture of controversial weapons and applied maximum revenue or production thresholds to others such as those that are involved in thermal coal and tobacco.

In relation to the consideration of Good Governance, all investments (excluding cash and derivatives) were screened to exclude known violators of good governance practices. In addition, for those investments considered to have environmental and/or social characteristics or qualifying sustainable investments, additional considerations applied. For these investments, the Sub-Fund incorporated a peer group comparison and screened out companies that did not score in the top 80% relative to peers based on good governance indicators.

The Sub-Fund had no specific allocation targets in favour of either environmental or social characteristics. The extent to which the promoted environmental and social characteristics were met may be understood by considering the actual % of assets allocated to the relevant companies for the reference period exhibiting such characteristics.

In summary: the Sub-Fund met its pre-contractual committed minimums related to environmental and/or social characteristics and sustainable investments policy throughout the reference period. The Sub-Fund applied screens with the aim of excluding all potential investments prohibited under its exclusion policy throughout this period. The extent to which the norms and values promoted by the Sub-Fund were met is based on whether the Sub-Fund held any positions in companies during the reference period that would have been prohibited under the exclusion policy. The Investment Manager has no indication that such companies were held. The Investment Manager informs that the continuity of the percentage values and information disclosed cannot be guaranteed in the future and is subject to the constantly evolving legal and regulatory landscape. The duration of the reference period can be less than 12 months if the fund was launched, closed or changed its Article 8/9 status during this time.

Sustainability indicators measure how the environmental or social characteristics promoted by the financial product are attained.

● ***How did the sustainability indicators perform?***

A combination of the Investment Manager's proprietary ESG scoring methodology: consisting of the Investment Manager's proprietary ESG score, and/or third-party data was used as part of the inclusion criteria to measure the attainment of the environmental and/or social characteristics that the Sub-Fund promotes.

The methodology was based on a company's management of relevant environmental or social issues such as its toxic emissions, waste management, labour relations and safety issues, diversity/independence of the board of directors and data privacy. To be included in the 51% of assets considered to be promoting environmental and/or social characteristics, a company must score in the top 80% relative to its peers on either its environmental score or social score and meet the good governance conditions outlined above, which is based on portfolio screening to exclude known violators of good governance practices.

At the end of the reference period, the Sub-Fund held 86.19% of investments with positive environmental and/or social characteristics and 68.03% of sustainable investments.

In respect of the applied norms and values based exclusions, the Investment Manager utilised data to measure a company's participation in the relevant activities. Screening on that data resulted in full exclusions on certain potential investments and partial exclusions based on maximum percentage thresholds on revenue or production as envisaged through the exclusions policy. Throughout the reference period, and at no point, were the exclusion rules breached. A subset of the "Adverse Sustainability Indicators" as set out in the EU SFDR Regulatory Technical Standards was also incorporated in the screening.

The Sub-Fund had no specific allocation targets in favour of either environmental or social characteristics and therefore the performance of the indicators in respect of specific environmental or social characteristics is not set out here.

Please refer to the Environmental / Social Characteristics Disclosure for the Sub-Fund on www.jpmorganassetmanagement.lu for further information by searching for your particular Sub-Fund and accessing the ESG Information section.

● **...and compared to previous periods?**

	E/S Characteristics	Sustainable Investments	Environmental Taxonomy-aligned	Other Environmental	Social
30/06/2024	86.19%	68.03%	0.78%	44.64%	22.61%
30/06/2023	86.20%	71.70%	0.00%	52.87%	18.83%

● **What were the objectives of the sustainable investments that the financial product partially made and how did the sustainable investment contribute to such objectives?**

The objectives of the sustainable investments that the Sub-Fund partially made was comprised of any individual or combination of the following during the reference period:

Environmental Objectives: (i) climate risk mitigation, (ii) transition to a circular economy

Social Objectives: (i) inclusive and sustainable communities - increased female executive representation, (ii) inclusive and sustainable communities - increased female representation on boards of directors, and (iii) provision of a decent working environment and culture.

Contribution to such objectives was determined by either (i) products and services sustainability indicators which may have included the percentage of revenue derived from providing products and/or services that contributed to the relevant sustainable objective, such as a company producing solar panels or clean energy technology that met the Investment Manager's proprietary thresholds contributing to climate risk mitigation. The current percentage of revenue is set at a minimum of 20% and the entire holding in the company is considered a sustainable investment; or (ii) being an operational peer group leader contributing to the relevant objective. Being a peer group leader is defined as scoring in the top 20% relative to peers based on certain operational sustainability indicators. For example, scoring in the top 20% relative to peers on total waste impact contributes to a transition to a circular economy.

The actual contribution to such objectives may be understood by considering the actual % of assets allocated to sustainable investments for the reference period. The Sub-Fund was required to invest 10% in sustainable investments. At no time during the period did the Sub-Fund hold sustainable investments below its committed minimum. At the end of the reference period, 68.03% of its assets were sustainable investments.

Principal adverse impacts are the most significant negative impacts of investment decisions on sustainability factors relating to environmental, social and employee matters, respect for human rights, anti-corruption and anti-bribery matters.

● **How did the sustainable investments that the financial product partially made not cause significant harm to any environmental or social sustainable investment objective?**

The sustainable investments that the Sub-Fund intended to make were subject to a screening process that sought to identify and exclude, from qualifying as a sustainable investment, those companies which the Investment Manager considered the worst performing companies, based on a threshold determined by the Investment Manager, in relation to certain environmental considerations. As a consequence, only those companies demonstrating the best indicators relative to both absolute and relative measures were considered sustainable investments.

Such considerations include climate change, protection of water and marine resources, transition to a circular economy, pollution and protection of biodiversity and ecosystems. In addition, the Investment Manager also applied a screen that sought to identify and exclude those companies that the Investment Manager considers to be in violation of the OECD Guidelines for Multinational Enterprises and the UN Guiding Principles on Business and Human Rights based on data supplied by third-party service providers.

— **How were the indicators for adverse impacts on sustainability factors taken into account?**

The indicators for adverse impacts on sustainability factors in Table 1 of Annex 1 and certain indicators, as determined by the Investment Manager, in Tables 2 and 3 of Annex 1 of the EU SFDR Regulatory Technical Standards were taken into account as further described below. The Investment Manager used

either the metrics in the EU SFDR Regulatory Technical Standards, or where this was not possible due to data limitations or other technical issues, a representative proxy. The Investment Manager consolidated the consideration of certain indicators into a “primary” indicator as set out further below and may have used an additional broader set of indicators than referenced below.

The relevant indicators in Table 1 of Annex 1 of the EU SFDR Regulatory Technical Standards consist of 9 environmental and 5 social and employee related indicators. The environmental indicators are listed at 1-9 and relate to green-house gas emissions (1-3), exposure to fossil fuel, share of non-renewable energy consumption and production, energy consumption intensity, activities negatively affecting biodiversity sensitive areas, emissions to water and hazardous waste (4-9 respectively). Indicators 10 – 14 relate to a company’s social and employee matters and cover violations of UN Global Compact principles and OECD Guidelines for Multinational Enterprises, lack of processes and compliance mechanisms to monitor compliance with UN Global Compact principles, unadjusted gender pay gap, Board gender diversity and exposure to controversial weapons (antipersonnel mines, cluster munitions, chemical weapons and biological weapons) respectively.

The Investment Manager’s approach included both quantitative and qualitative aspects to take the above indicators into account. It used particular indicators for screening, seeking to exclude companies that may cause significant harm. It used a subset for engagement with certain companies, seeking to influence best practice and it used certain of them as indicators of positive sustainability performance, by applying a minimum threshold in respect of the indicator to qualify as a sustainable investment. The data needed to take the indicators into account, where available, may have been obtained from investee companies themselves and/or supplied by third-party service providers (including proxy data). Data inputs that are self-reported by companies or supplied by third-party providers may be based on data sets and assumptions that may be insufficient, of poor quality or contain biased information. Due to dependency on third-parties, the Investment Manager cannot guarantee the accuracy or completeness of such data.

Screening

Certain of the indicators were taken into account through the values and norms-based screening to implement exclusions. These exclusions took into account indicators 10 and 14 in relation to UN Global Compact principles and OECD Guidelines for Multinational Enterprises and controversial weapons. The Investment Manager also applied a purpose-built screen. Due to certain technical considerations, such as data coverage in respect of specific indicators, the Investment Manager either applied the specific indicator per Table 1 or a representative proxy, as determined by the Investment Manager to screen investee companies in respect of the relevant environmental or social & employee matters. For example, greenhouse gas emissions are associated with several indicators and corresponding metrics in Table 1, such as greenhouse gas emissions, carbon footprint and greenhouse gas intensity (indicators 1-3). The Investment Manager used greenhouse gas intensity data (indicator 3), data in respect of non-renewable energy consumption and production (indicator 5) and data on energy consumption intensity (indicator 6) to perform its screening in respect of greenhouse gas emissions.

In connection with the purpose-built screening and in respect of activities negatively affecting biodiversity sensitive areas and the emissions to water (indicators 7 and 8), due to data limitations, third-party representative proxy data was used, rather than the specific indicators per Table 1. The Investment Manager also took into account indicator 9 in relation to hazardous waste in respect of the purpose-built screen.

Engagement

In addition to screening out certain companies as described above, the Investment Manager engaged on an ongoing basis with selected underlying investee companies. A subset of the indicators were used, subject to certain technical considerations such as data coverage, as the basis for engaging with selected underlying investee companies in accordance with the approach taken by the Investment Manager on stewardship and engagement. The indicators used in respect of such engagement include indicators 3, 5 and 13 in relation to greenhouse gas intensity, share of non-renewable energy and board gender diversity from Table 1. It also used indicators 2 in Table 2 and 3 in Table 3 in relation to emissions or air pollutants and number of days lost to injuries, accidents, fatalities or illness.

Indicators of Sustainability

The Investment Manager used indicators 3 and 13 in relation to GHG Intensity and board gender diversity as indicators of sustainability to assist in qualifying an investment as a sustainable investment. One of the pathways required a company to be considered as an operational peer group leader to qualify as a sustainable investment. This required scoring against the indicator in the top 20% relative to peers.

Principal adverse impacts are the most significant negative impacts of investment decisions on

sustainability factors relating to environmental, social and employee matters, respect for human rights, anti-corruption and anti-bribery matters.

— *Were sustainable investments aligned with the OECD Guidelines for Multinational Enterprises and the UN Guiding Principles on Business and Human Rights? Details:*

Norms based portfolio exclusions as described above under "To what extent were the environmental and/or social characteristics promoted by this financial product met?" were applied to seek alignment with these guidelines and principles. Third-party data was used to identify potential violators. Unless an exception was granted, the Sub-Fund prohibited relevant investments in these issuers.

The EU Taxonomy sets out a "do not significant harm" principle by which Taxonomy-aligned investments should not significantly harm EU Taxonomy objectives and is accompanied by specific Union criteria.

The "do no significant harm" principle applies only to those investments underlying the financial product that take into account the Union criteria for environmentally sustainable economic activities. The investments underlying the remaining portion of this financial product do not take into account the Union criteria for environmentally sustainable economic activities.

Any other sustainable investments must also not significantly harm any environmental or social objectives.



How did this financial product consider principal adverse impacts on sustainability factors?

The Sub-Fund considered select principal adverse impacts on sustainability factors through values and norms-based screening to implement exclusions. Indicators 10 and 14 in relation to violations of the UN Global Compact and controversial weapons from the EU SFDR Regulatory Technical Standards were used in respect of such screening. The Sub-Fund also used certain of the indicators as part of the "Do No Significant Harm" screen as detailed in the response to the question directly above to demonstrate that an investment qualified as a sustainable investment.

A subset of the above-mentioned Adverse sustainability indicators were used to determine engagement with investee companies based on their respective PAI performance.



What were the top investments of this financial product?

The list includes the investments constituting the greatest proportion of investments of the financial product during the reference period which is:

01/07/2023 - 30/06/2024

Largest Investments	Sector	% Assets	Country
ASML HOLDING NV	Information Technology	7.62	Netherlands
INFINEON TECHNOLOGIES AG	Information Technology	7.53	Germany
SAP SE	Information Technology	7.50	Germany
STMICROELECTRONICS NV	Information Technology	5.55	Netherlands
CAPGEMINI SE	Information Technology	4.54	France
DASSAULT SYSTEMES SE	Information Technology	4.21	France
SAGE GROUP PLC/THE	Information Technology	4.05	United Kingdom
ASM INTERNATIONAL NV	Information Technology	3.26	Netherlands
LOGITECH INTERNATIONAL-REG	Information Technology	2.90	Switzerland
NOKIA OYJ	Information Technology	2.85	Finland

Top Investments for the Period ending 30/06/2023

Largest Investments	Sector	% Assets	Country
INFINEON TECHNOLOGIES AG	INFORMATION TECHNOLOGY	9.58	Germany
ASML HOLDING NV	INFORMATION TECHNOLOGY	8.58	Netherlands
SAP SE	INFORMATION TECHNOLOGY	8.13	Germany
CAPGEMINI SE	INFORMATION TECHNOLOGY	6.22	France
STMICROELECTRONICS NV	INFORMATION TECHNOLOGY	5.42	Netherlands
SAGE GROUP PLC/THE	INFORMATION TECHNOLOGY	3.98	United Kingdom
ASM INTERNATIONAL NV	INFORMATION TECHNOLOGY	3.70	Netherlands
NOKIA OYJ	INFORMATION TECHNOLOGY	3.27	Finland
DASSAULT SYSTEMES SE	INFORMATION TECHNOLOGY	2.42	France



What was the proportion of sustainability-related investments?

Asset allocation

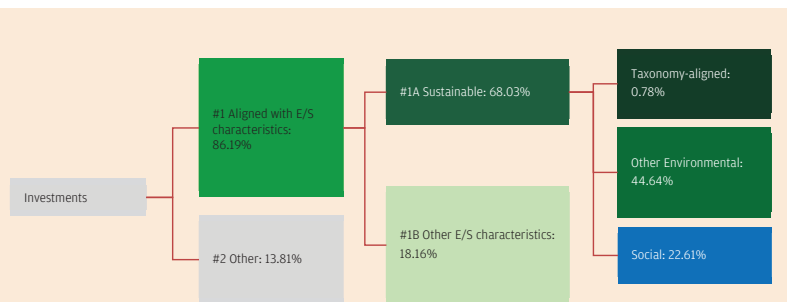
describes the share of investments in specific assets.

● *What was the asset allocation?*

At the end of the reference period, the Sub-Fund allocated 86.19% of its assets to companies that exhibited positive environmental and/or social characteristics and 68.03% of assets to sustainable investments. The Sub-Fund did not commit to investing any proportion of assets specifically in securities exhibiting positive environmental characteristics or specifically in positive social characteristics nor is there any commitment to any specific individual or combination of environmental or social objectives.

Ancillary liquid assets, Deposits with Credit Institutions, money market instruments/funds (for managing cash subscriptions and redemptions as well as current and exceptional payments) and derivatives for EPM are not included in the % of assets set out in the table below. These holdings fluctuate depending on investment flows and are ancillary to the investment policy with minimal or no impact on investment operations.

Nb: EU Taxonomy alignment for those instruments considered to be sustainable investments by JP Morgan may differ from the complete EU Taxonomy alignment of the Sub-Fund as reflected below (in response to the question: To what extent were the sustainable investments with an environmental objective aligned with the EU Taxonomy?).



#1 Aligned with E/S characteristics includes the investments of the financial product used to attain the environmental or social characteristics promoted by the financial product.

#2 Other includes the remaining investments of the financial product which are neither aligned with the environmental or social characteristics, nor are qualified as sustainable investments.

The category **#1 Aligned with E/S characteristics** covers:

- The sub-category **#1A Sustainable** covers environmentally and socially sustainable investments.
- The sub-category **#1B Other E/S characteristics** covers investments aligned with the environmental or social characteristics that do not qualify as sustainable investments.

● *In which economic sectors were the investments made?*

Although the Sub-Fund promoted certain environmental and social characteristics through its inclusion and exclusion criteria, it may have invested across a broad range of sectors - please refer to the list below for a sector breakdown at the end of the reference period. In addition, the investment Manager engaged on an ongoing basis with selected underlying investee companies. Investments within sectors and sub-sectors of the economy that derive revenues from exploration, mining, extraction, production, processing, storage, refining or distribution, including transportation, storage and trade, of fossil fuels, will be included in the table below if held. Ancillary liquid assets, Deposits with Credit Institutions, money market instruments/funds (for managing cash subscriptions and redemptions as well as current and exceptional payments) and derivatives for EPM are excluded from the results, but are included in the denominator for the % of assets set out both in the table below, and in the Top Investments table.

Sector	Sub-sector	% Assets
Communication Services	Media & Entertainment	6.75
Communication Services	Telecommunication Services	1.11
Consumer Discretionary	Consumer Discretionary Dist & Retail	1.65
Consumer Discretionary	Consumer Services	2.78
Consumer Staples	Consumer Staples Distribution & Retail	0.15
Energy	Energy	0.97
Financials	Financial Services	2.08
Health Care	Health Care Equipment And Services	0.92
Health Care	Pharmaceuticals Biotech & Life Sciences	0.16
Industrials	Capital Goods	4.30
Industrials	Commercial & Professional Services	0.77
Information Technology	Semiconductors And Semiconductor Equip	27.91
Information Technology	Software And Services	33.51
Information Technology	Technology Hardware And Equipment	14.91

Enabling activities directly enable other activities to make a substantial contribution to an environmental objective.

Transitional activities are economic activities for which low-carbon alternatives are not yet available and that have greenhouse gas emission levels corresponding to the best performance.



To what extent were the sustainable investments with an environmental objective aligned with the EU Taxonomy?¹

Data on EU Taxonomy alignment is currently very limited, in particular with regards to fossil gas and nuclear energy. We expect this to improve over time as more companies disclose their alignment, and the data becomes more available.

The Sub-Fund has made no minimum commitment to sustainable investment with environmental objectives aligned to the EU Taxonomy.

Therefore, the precontractual disclosure document for the Sub-Fund indicates the extent of targeted sustainable investments with an environmental objective aligned with the EU Taxonomy as 0%. Any alignment outlined below is a by-product of the Sub-Fund's framework which considers investments that have environmental and/or social characteristics and sustainable investments (as defined by SFDR).

The below graphs illustrate the actual extent of investments in sustainable investments with an environmental objective aligned with the EU Taxonomy as measured at the end of the reference period.

● Did the financial product invest in fossil gas and/or nuclear energy related activities complying with the EU Taxonomy²?

Yes

In fossil gas

In nuclear energy

No

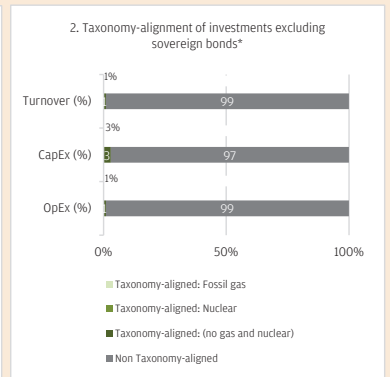
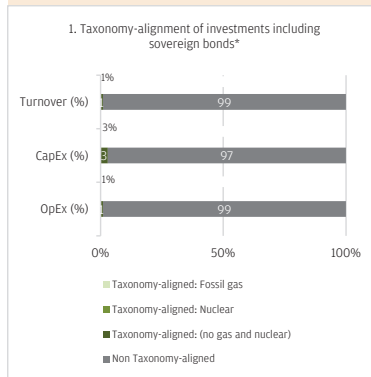
Taxonomy-aligned activities are expressed as a share of:

- **turnover** reflects the "greenness" of investee company today.

- **capital expenditure** (Capex) shows the green investments made by investee companies, relevant to a transition to a green economy.

- **operational expenditure** (Opex) reflects the green operational activities of investee companies.

The graphs below show in green the percentage of investments that were aligned with the EU Taxonomy. As there is no appropriate methodology to determine the taxonomy-alignment of sovereign bonds*, the first graph shows the Taxonomy alignment in relation to all the investments of the financial product including sovereign bonds, while the second graph shows the Taxonomy alignment only in relation to the investments of the financial product other than sovereign bonds.



This graph represents 100% of the total investment.

*For the purpose of these graphs, 'sovereign bonds' consist of all sovereign exposures

¹ Fossil gas and/or nuclear related activities will only comply with the EU Taxonomy where they contribute to limiting climate change ("climate change mitigation") and do not significantly harm any EU Taxonomy objective - see explanatory note in the left hand margin. The full criteria for fossil gas and nuclear energy economic activities that comply with the EU Taxonomy are laid down in Commission Delegated Regulation (EU) 2022/1214.

● **What was the share of investments made in transitional and enabling activities?**

Further to the above, the Sub-Fund has made no minimum commitment to making EU Taxonomy aligned investments – including Transitioning and Enabling activities. Any alignment outlined below is a by-product of the Sub-Fund's framework which considers investments that have positive environmental and/or social characteristics and sustainable investments.

The calculated share of Transitioning activities represents 0.00% and the calculated share of Enabling activities represents 1.13%, at the end of the reference period.

● **How did the percentage of investments that were aligned with the EU Taxonomy compare with previous reference periods?**

Taxonomy aligned

30/06/2024	0.78%
30/06/2023	0.00%

 are sustainable investments with an environmental objective that **do not take into account the criteria** for environmentally sustainable economic activities under Regulation (EU) 2020/852.



What was the share of sustainable investments with an environmental objective not aligned with the EU Taxonomy?

The share of sustainable investments with an environmental objective not aligned with the EU Taxonomy was 44.64% of assets at the end of the reference period.



What was the share of socially sustainable investments?

The share of socially sustainable investments was 22.61% of assets at the end of the reference period.



What investments were included under “other”, what was their purpose and were there any minimum environmental or social safeguards?

The 13.81% of assets in “other” investments were comprised of companies that did not meet the criteria described in response to above question entitled, “How did the sustainability indicators perform?” to qualify as exhibiting positive environmental or social characteristics. They are investments for diversification purposes. Ancillary liquid assets, Deposits with Credit Institutions, money market instruments/funds (for managing cash subscriptions and redemptions as well as current and exceptional payments) and derivatives for EPM were not included in the % of assets included in the asset allocation diagram above, including under “other”. These holdings fluctuate depending on investment flows and are ancillary to the investment policy with minimal or no impact on investment operations.

All investments, including “other” investments were subject to the following ESG Minimum Safeguards/principle:

- The minimum safeguards as outlined by Article 18 of the EU Taxonomy Regulation (including alignment with the OECD Guidelines for Multinational Enterprises and the UN Guiding Principles on Business and Human Rights), as implemented by the Investment Manager.
- Application of good governance practices (these include sound management structures, employee relations, remuneration of staff and tax compliance), as implemented by the Investment Manager.
- Compliance with the Do No Significant Harm principle as prescribed under the definition of sustainable investment in EU SFDR.



What actions have been taken to meet the environmental and/or social characteristics during the reference period?

The following binding elements of the investment strategy were applied during the reference period to select the investments to attain each of the environmental or social characteristics:

- The requirement to invest at least 51% of assets in companies with positive environmental and/or social characteristics.
- The values and norms-based screening to implement full exclusions in relation issuers that are involved in certain activities such as manufacturing controversial weapons and applying maximum revenue, production or distribution

percentage thresholds to others such as those that are involved in thermal coal and tobacco. Please refer to the exclusions policy for the Sub-Fund on www.jpmorganassetmanagement.lu for further information by searching for your particular Sub-Fund and accessing the ESG Information section.

- Portfolio screening to exclude known violators of good governance practices.

The Sub-Fund also committed to investing at least 10% of assets in sustainable investments.

Further information on engagement is available in the answer to the question "How were the indicators for adverse impacts on sustainability factors taken into account?"



How did this financial product perform compared to the reference benchmark?

Not applicable

Reference benchmarks are indexes to measure whether the financial product attains the environmental or social characteristics that they promote.